

Stone County School District Dropout Prevention Plan 2023-2024

APPROVED

JUL 20 2023

Stone Co. School Board



Stone Elementary School, Grades K-5
Perkinston Elementary School, Grades K-5
Stone Middle School, Grades 6-8
Stone High School, Grades 9-12

TABLE OF CONTENTS

Table of Contents	2
Statement of Assurance	3
Part A - District Dropout Prevention Team Members	4
Part B - District Data	5
Part C - Dropout Prevent Plan Goals	8
Part D - 15 Dropout Prevention Strategies	13
Part E – SCSD Reference Data	17

STATEMENT OF ASSURANCE

On behalf of the Stone County School District, I hereby submit a local dropout prevention plan to provide goals, activities and services necessary to mirror the three overarching goals of the state dropout prevention plan: 1) Increase the state graduation rate to 95% by SY 2024-2025; 2) reduce the district dropout rate to 5% or less by SY 2024 - 2025; and 3) reduce chronic absenteeism rate by 3% in SY 2023 – 2024.

I hereby certify that the information contained in this plan is in compliance with the appropriate federal and state laws and regulations.

I hereby certify that our school district will cooperate in carrying out any evaluation conducted by or for the MDE.

I hereby certify that our school district will submit reports as requested by the MDE.

I hereby certify that our school district has consulted with parents, community partners, business partners, teachers, school staff, building administrators, and others in the development of this local dropout prevention plan.

I hereby certify that our school district has taken into account relevant, scientifically based research, strategies and best practice indicating services most effective in preventing dropouts if we focused students in the earliest grades.

I hereby certify that our school district will prepare and submit an annual progress report on increasing the graduation rate, reducing the dropout rate and reducing the truancy rate.

I hereby certify that our school district will endorse and implement the Fifteen (15) Effective Strategies to promote a reduction in the dropout rate.

I hereby certify that our school district has based the dropout prevention plan on scientifically based research, best practices and all laws in determining strategies to reduce the dropout rate for students with disabilities under IDEA.

I hereby certify that our school district will evaluate our district dropout prevention plan on an annual basis to determine appropriate changes needed for future school years.

I hereby certify that our District School Board has reviewed and approved the plan for submission to the MDE.

DROPOUT PREVENTION TEAM LEADER

Name and Title: Rebecca Puckett
Mailing Address: 40 N Critz Street, Wiggins, MS 39577
Telephone #: 601.928.7247

SIGNATURES

District Superintendent:	_____	_____	_____
	(print)	(signature)	(date)
School Board President:	_____	_____	_____
	(print)	(signature)	(date)

PART A
DISTRICT DROPOUT PREVENTION TEAM INFORMATION

Listed are the members of the SCSD dropout prevention team:

Inita Owen	Superintendent
Todd Miller	District Dropout Prevention Coordinator
Keeley McKee	Counselor/At-Risk Coordinator
Rebecca Puckett	Accreditation/Testing
Nikki Robinson	Federal Programs/District At-Risk Coordinator
Amy Stampley	Special Education Director
Brandon Reid	SRO
Lance Bolen	SEC/Safe Schools
Brett Byrd	Principal
Alison Tice	Principal
Sandy Danzey	Principal
Tiffany Farmer	Principal
Jodi Stafford	Teacher/Student Support
Wyniki Breland	Community Member/Truancy Officer

PART B
STONE COUNTY SCHOOL DISTRICT DEMOGRAPHIC DATA

Graduation Rate: 88.2% Dropout Rate: 11.2%

ENROLLMENT /STUDENT DATA			
2022-2023			
Enrolled 2518	Elementary K-5	Middle School 6-8	High School 9-12
Number of Schools	2	1	1
Enrollment	1187	588	713
Counselor to Student Ratio	2:593.5	2:294	2:356.5
SPED Graduation Rate			80%

Enrollment by Grade	
Elementary Self-Contained Special Education	21
Kindergarten	205
Grade 1	233
Grade 2	202
Grade 3	180
Grade 4	186
Grade 5	181
Grade 6	209
Grade 7	186
Grade 8	193
Grade 9	201
Grade 10	190
Grade 11	153
Grade 12	169
Secondary Self-Contained Special Education	9
Total Enrollment	2518

ENROLLMENT BY SUBGROUP		
	Number	Percentage
Female	1220	48.45%
Male	1298	51.55%
Asian	*	*
Black	471	18.71%
Hispanic	30	1.19%
Native Am	*	*
White	1895	75.26%
Two or More Races	104	4.13%

*Represents suppressed data to prevent the identification of individuals in small cells or with unique characteristics

PART B
SCSD DISTRICT DATA 2021 - 2022

ENROLLMENT /STUDENT DATA			
Enrolled 2372	Elementary K-5	Middle School 6-8	High School 9-12
Number of Schools	2	1	1
Enrollment	1164	568	640
Counselor to Student Ratio	2:582	2:284	2:320
Graduation Rate			93.2%
Dropout Rate			5.1%
SPED Graduation Rate			77.3%

STUDENT DEMOGRAPHIC DATA			TEACHER DATA		
	Number	Percentage		Number	Percentage
Female	1130	46.63%	Total	174	
Male	1242	52.36%	Four or more years experience	119	68.8%
Asian	10	0.42%	Provisional Teachers (emergency/provisional licensed)	7.1	1.4%
Black	497	20.95%	Properly endorsed teachers	168.8	96.9%
Hispanic	38	1.60%	Experience in low poverty schools	97.3%	
Native Am	11	0.46%	Number of Principals and Assistant Principals	10	
Two or More Races	N/A	N/A			
White	1816	76.55%			

STUDENTS PROFICIENT ON MAAP 2021- 2022				
	ENGLISH	MATH	US HISTORY	SCIENCE
Stone High School	46.8%	66.5%	73.3%	66.9%
Stone Middle School	49.5%	55.4%		63.8%
Elementary Schools	56.75%	58.2%		68%

PART B
SCSD DISTRICT DATA 2020 - 2021

ENROLLMENT /STUDENT DATA 2020-2021			
Enrolled 2288	Elementary K-5	Middle School 6-8	High School 9-12
Number of Schools	2	1	1
Enrollment	1089	556	643
Counselor to Student Ratio	1:544.5	1:556	2:643
Graduation Rate			87%
Dropout Rate			9%
SPED Graduation Rate			58.8%

STUDENT DEMOGRAPHIC DATA			TEACHER DATA		
	Number	Percentage		Number	Percentage
Female	1199	52%	Total	167.2	
Male	1089	48%	Four or more years experience	121.7	72.8%
Asian	7	>1%	Provisional Teachers (emergency/provisional licensed)	3.8	2.2%
Black	490	21.4%	Properly endorsed teachers	166.4	99.5%
Hispanic	40	1.75%	Experience in low poverty schools	99.5	
Native Am	8	>1%	Number of Principals and Assistant Principals	10	
Two or More Races	74	3.23%			
White	1743	76%			

STUDENTS PROFICIENT ON MAAP 2020- 2021				
	ENGLISH	MATH	US HISTORY	SCIENCE
Stone High School	41%	51.6%	47.2%	78.9%
Stone Middle School	41.3%	55.3%		61%
Elementary Schools	51.85%	50.6%		66.15%

Part C
STONE COUNTY SCHOOL DISTRICT
Dropout Prevention Plan Goals

Goal #1: SCSD will promote a safe and healthy school culture/climate where students can learn.

Steps/supports in place to achieve goal:

- SCSD will utilize ESSER and Title funds to provide SEL training for faculty/staff and to provide an additional counselor at Stone Middle School.
- Students will receive instruction about health-related topics such as nutritional and physical fitness information. With students focusing on better health and nutrition, students remain healthier and attend school regularly, which helps students learn more.
- In addition to providing a safe and healthy school environment, SROs will interact with students in order to build relationships and provide presentations targeted for bullying prevention.
- Students will participate in assemblies and instruction to improve the culture and climate to promote positive relationships, anti-bullying, dropout prevention strategies and cultural awareness.
- SCSD will promote college and career exploration activities for low achieving, potential dropouts and rural students to promote engagement and post-secondary options.
- SCSD and individual schools will develop School Safety and Crisis Teams.
- PBIS for promoting regular attendance, positive behavior and academic achievement will be implemented across all schools.
- Other support programs are put in place at Stone High School to assist targeted subgroups in subject-specific learning strategies and to recover credit from previously failed courses.
- The MTSS team will monitor students transitioning from juvenile detention centers and offer support as needed.

<p>Who:</p> <p>SROs Counselors, Nurses Teachers District and school leaders</p>	<p>Expected Outcomes:</p> <ul style="list-style-type: none"> ● SCSD will reduce chronic absenteeism rate by 3% by the end of the 2023-2024 school year. ● Disciplinary infractions will reduce by 2% by the end of the 2023-2024 school year. ● Students will increase proficiency rates on state assessments to 70% by the end of the 2025-2026 school year.
---	---

Part C
STONE COUNTY SCHOOL DISTRICT
Dropout Prevention Plan Goals

Goal #2: SCSD will increase parental and family engagement.

Steps/supports in place to achieve goal:

- Individual schools will provide workshops, resources and other parent education/involvement opportunities using a variety of delivery systems to support parents in helping their children improve academically, socially and emotionally to gain maximum benefit from instruction.
- SCSD will use Title V funds to promote dropout prevention, college and career exploration, school to home partnerships and increased academic achievement.
- SCSD and individual schools will utilize School Status, social media, email and parent newsletters to communicate with parents in order to promote active parent and family engagement.
- SROs will promote community and family involvement during school sponsored events by fostering healthy relationships among all citizens.

<p>Who: District and school leadership teams Teachers Counselors SROs Faculty and staff</p>	<p>Expected Outcomes:</p> <ul style="list-style-type: none"> ● Parent and family engagement will increase 5% by the end of the 2023-2024 school year. ● Students will increase proficiency rates on state assessments to 70% by the end of the 2025-2026 school year.
---	--

Part C
STONE COUNTY SCHOOL DISTRICT
Dropout Prevention Plan Goals

Goal #3: Create and maintain a system of highly-qualified teachers.

Steps/supports in place to achieve goal:

- Teachers and principals will participate in focused professional learning community and meetings/trainings to build instructional capacity.
- Teachers and principals will be provided with high quality professional development at the school site targeted at understanding the needs and improving results for subgroups performance.
- Lead Teachers will provide individualized instructional support to teachers to address low achieving students.
- Title II funds will be utilized to attract, recruit, and retain high quality teachers to address at-risk populations. Administrators and teachers will participate in employment fairs and other recruitment opportunities to attract high quality instruction to our under-represented area.
- SCSD will offer professional development consisting of curriculum development (specifically referencing the MS State Standards), designing differentiated instructional units and behavior management. Title I funds will provide consultants and an instructional coach to conduct professional development training.
- Professional development will be provided to train and support identification of students at risk of being a dropout and to support advanced learning opportunities for under-represented populations of advanced learning.
- Teachers and principals will attend regional, state and national conferences to stay abreast of current educational trends.
- All K-3 teachers will attend the LETRS training as required by MDE.

Who:	Expected Outcomes:
District and leadership teams Consultants and Instructional Coaches Faculty and staff	<ul style="list-style-type: none"> ● Increase teacher retention 5% by the end of the 2023-2024 school year. ● Students will increase proficiency rates on state assessments to 70% by the end of the 2025-2026 school year. ● SCSD dropout rates will reduce to 5% or less by the end of the 2024-2025 school year.

Part C
STONE COUNTY SCHOOL DISTRICT
Dropout Prevention Plan Goals

Goal #4: SCSD will promote early identification of potential dropouts in order to provide targeted supports.

Steps/supports in place to achieve goal:

- Funding will provide a Dropout Prevention Coordinator.
- SCSD will use student assessment data obtained from district and state assessments to identify students who are at-risk for academic failure.
- SCSD will utilize iReady & ELS benchmarking data in grades 3-12 to access mastery of standards three times each year.
- Monthly K-5 department meetings will share trends and areas of concern across all grade levels while weekly and grade level meetings consist of conversations around data trends and areas of improvement based upon common assessments.
- SCSD will continue utilizing a multi-tiered approach to determining the needs of the district.
- SCSD and individual schools will participate in regular data meetings to identify attendance, behavior and academic areas of concern. Schools will also utilize MSIS to identify subgroups for monitoring and providing support as needed.
- K-3 grades will implement screeners to promote early identification of potential at-risk students.
- Stone High School and Stone Middle School will utilize an alternative school setting for individualizing behavior and academic support for students.
- Stone High School will utilize a credit recovery program for students lacking credits for meeting graduation requirements.

<p>Who: District and leadership teams Counselors MTSS Team Faculty and Staff</p>	<p>Expected Outcomes:</p> <ul style="list-style-type: none"> • Students will increase proficiency rates on state assessments to 70% by the end of the 2025-2026 school year. • Disciplinary infractions will reduce by 2% by the end of the 2023-2024 school year. • SCSD dropout rates will reduce to 5% or less by the end of the 2024-2025 school year.
---	--

STONE COUNTY SCHOOL DISTRICT
Dropout Prevention Plan Goals

Goal #5: SCSD will close achievement gaps in students performing below grade level.

Steps/supports in place to achieve goal:

- MS College and Career Readiness standards have been implemented in each subject area.
- Teachers and support staff will provide differentiated instruction addressing at-risk populations.
- The Special Populations Coordinator monitors closely monitor students' grades, attendance, test scores, and behavior. Additional support is provided to students who have failed a state assessment or are failing a course.
- SCSD will provide intensive instructional interventions for students with targeted instructional support provided through evidence-based direct instruction and technology enhanced instructional programs.
- Highly qualified interventionists are in place at each school to assist students at-risk as identified through MTSS.
- SCSD will provide reading/math/at-risk interventionists to offer support in schools and the after school tutoring programs. Counselors will provide social, emotional and behavior support for students being identified through MTSS.
- K-3 teachers use a systematic phonic program, Saxon, for building strong foundations and to promote reading on grade level by the end of 3rd grade.
- iReady diagnostic and instruction is implemented in grades K-8 and special populations at Stone High School for computer enhanced differentiated instructional support in targeted deficit areas.
- MTSS and/or teachers will meet every 4-6 weeks to determine if students are showing academic and/or behavior progress.

Who: Leadership teams Teachers Interventionists Counselors	Expected Outcomes: <ul style="list-style-type: none">● Students will increase proficiency rates on state assessments to 70% by the end of the 2025-2026 school year.● Disciplinary infractions will reduce by 2% by the end of the 2023-2024 school year.● SCSD dropout rates will reduce to 5% or less by the end of the 2024-2025 school year.
---	---

STONE COUNTY SCHOOL DISTRICT DROPOUT PREVENTION STRATEGIES					
15 Dropout Prevention Strategies	DISTRICT	PRE-KINDERGAREN	ELEMENTARY SCHOOL	MIDDLE SCHOOL	HIGH SCHOOL
SYSTEMIC RENEWAL	<ul style="list-style-type: none"> * District Website * PBIS * PLCs * Data Meetings * MTSS * MS Professional Growth System * Professional Development * School Status – Parent Communication; Data management * District Calendar * Mentoring * Subgrouping * Leadership Teams 	<ul style="list-style-type: none"> * Child-Find Screening 	<ul style="list-style-type: none"> * K-3 Screening ** Middle School Orientation * Benchmark Assessments * Celebration Activities * Data Meetings * Leadership Teams * Senior Parade 	<ul style="list-style-type: none"> * Benchmark Assessments * High School Orientation * Alternative School * Reading Fair * Science Fair * Celebration Activities * Data Meetings * Leadership Teams * Senior Parade 	<ul style="list-style-type: none"> * Benchmark Assessments * Alternative School * AP Courses * Dual Enrollment/MGCCC * Celebration Activities * Data Meetings * Leadership Teams
SCHOOL-COMMUNITY COLLABORATION	<ul style="list-style-type: none"> * Celebration Activities * Friends of the Stone County Library * Stone County Art Council * Student Recognition – Gold Card, Coke Student of the Month * Local Media (Student Recognition) 	<ul style="list-style-type: none"> * Excel by Five * Head Start * Day Care * Preschool Orientation * MGCCC 	<ul style="list-style-type: none"> * Hearing/Vision Screening * Back-pack club * Veterans/First Responders Celebration * PTA/PTO * Kiwanas Terrific Kids * Career Fair * MGCCC * Rotary Club 	<ul style="list-style-type: none"> * Career Fair * PTO * Pathways to Possibility * PBIS * Celebrating Veterans 	<ul style="list-style-type: none"> * College Fair * PBIS * Career Fair * Senior Parade * Celebrating Veterans * SWAG week (Fall/Spring) * Adulting Day

			*School-Wide Planning Teams *PBIS			
SAFE LEARNING ENVIRONMENTS	*Safe Schools Plan *SROS *Red Ribbon Week *PBIS *Behavior Facilitators *Health Fair *Safety Fair		*SROS *Character Education *Anti-bullying prevention	*Alternative School *SROS *Character Education *Anti-bullying prevention	*Alternative School *SROS *Assemblies promoting awareness *Career Counseling *At-risk counseling	
FAMILY ENGAGEMENT		*Parents Weekly Reading Hour	*PTO/PTA *Book Character Parade *Pastries w/ parents *K orientation *Parent Center *Lunch and Learn *Family Literacy Night *PBIS Celebrations *Awards Ceremony	*PBIS Celebrations *Awards Night *6 th grade orientation	*PBIS Celebrations *Senior Night *Awards Night *Freshman orientation	
EARLY CHILDHOOD EDUCATION	*T3 Instruction	*Hearing/Vision Screening *Early Childhood Collaborative *Parent Center	*Reading/Math Coaches *Dyslexia Screening *Early Childhood Collaborative			
EARLY LITERACY DEVELOPMENT	*T3 Instruction *T3 Training for Behavioral/Emotional	*Hearing/Vision Screening *K Readiness Fair	*Dyslexia Screener *Family Read Time *K Readiness Fair			

	* DI Response to Intervention				
MENTORING/TUTORING	* Mentoring Program		*SROs	*SROs	*SROs
SERVICE-LEARNING	*JR Beta/Beta Club		*Our Daily Bread/Clothing Drive	*Student Council Our Daily Bread	*Student Council *Key Club *Nat'l Honor Society
ALTERNATIVE SCHOOLLING				*Stone County Center for Educational Opportunities	*Credit Recovery *SEC
PROFESSIONAL DEVELOPMENT	*PLCs *Kids First *GCEIC *Mentors for new teachers *Curriculum Specialists *MPGS *Admin training *Consultants *District Admin Meetings		*PLCs *Kids First *Consultants *GCEIC *Go Sign Me Up	*PLCs *Consultants *GCEIC *Go Sign Me Up *Kids First	*PLCs *Consultants *GCEIC *Go Sign Me Up *Kids First
ACTIVE LEARNING	*Hands-On Learning Activities	*Move to Learn	*Move to Learn *Book Character Parades *Reading Fair *Science Fair	*Science Fair *Science Labs *Robotics *Reading Fair	*STEM *Comp TIA *CTE Programs

<p>EDUCATIONAL TECHNOLOGY</p>	<p>*Interwrite Boards *Mobile Laptop Carts *E Clickers *ELS *School Status *Iready *Renaissance Learning *Computer Labs *Document Cameras *Chrome Carts *RTI Rails *Insights to Behavior</p>		<p>*Interwrite Boards/ Promethean Panels *Mobile Laptop Carts *E Clickers *ELS *School Status *Iready *Renaissance Learning *Computer Labs *Chrome Carts</p>	<p>*Interwrite Boards/ Promethean Panels *Mobile Laptop Carts *E Clickers *ELS *School Status *Iready *Computer Labs *Chrome Carts *Major Clarity</p>	<p>*Interwrite Boards *Mobile Laptop Carts *E Clickers *ELS *School Status *Computer Labs *Chrome Carts *Major Clarity</p>
<p>INDIVIDUALIZED INSTRUCTION</p>	<p>*DI *ELS *EL Instruction *MTSS/TST Interventions *Behavior Facilitators *Iready *Renaissance Learning</p>		<p>*Accelerated Reader *The Think Center *Iready *NWEA</p>	<p>*Iready *NWEA *The Think Center</p>	<p>*Tutorial *Credit Recovery *Accelerated Classes *AP *Dual Credit</p>
<p>CAREER AND TECHNICAL EDUCATION (CTE)</p>	<p>*Computer Labs in all schools</p>		<p>*Career Day *Career Fair</p>	<p>*ICAP *STEM *Robotics *Career Day *ICT/ICT II</p>	<p>*ICAP *STEM *College Fair *ICT II *Career Fair</p>

District Report Card 2021 - 2022

For more detailed information, please visit <https://msrc.mdek12.org>.

A Stone County School District Wiggins, MS

214 Critz Street
Wiggins, MS 39577

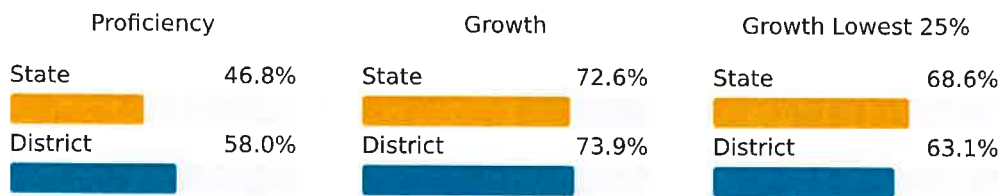
Inita Owen
iowen@stoneschools.org

School Accountability Grade Components

Mississippi's accountability system assigns "A" through "F" letter grades for schools and districts. Grades are based on student achievement, student growth, student participation in testing, and other academic measures. COVID - 19 pandemic disruptions continue to be reflected in 2021 - 2022 accountability data, particularly growth data.

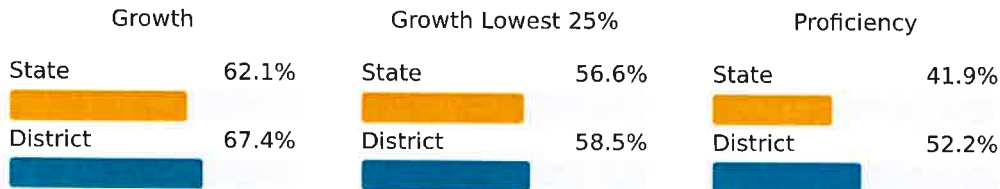
Math

Measurements of student performance on the statewide math assessment.



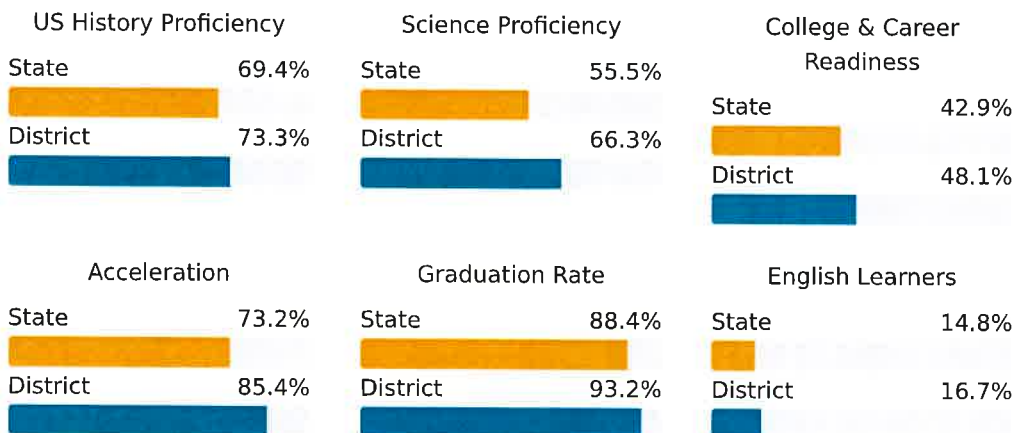
English

Measurements of student performance on the statewide English language arts (ELA) assessment.



Other Measures

Other measurements of student performance that factor into the accountability grade.



Teacher Data

174.2

Teachers



68.8%

Experienced Teachers

4.1%

Provisional Teachers

96.9%


In-Field Teachers

Detailed Assessment and Other Data

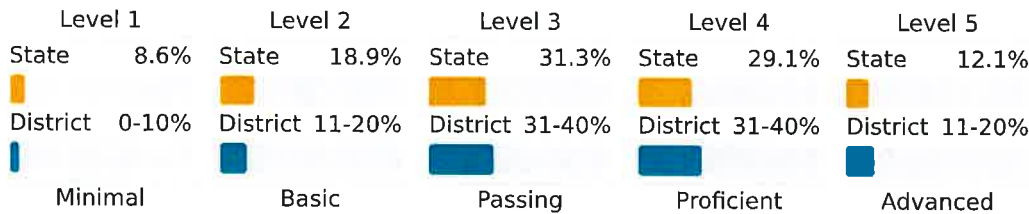
Student Performance

The following information shows each level of student performance on statewide assessments.

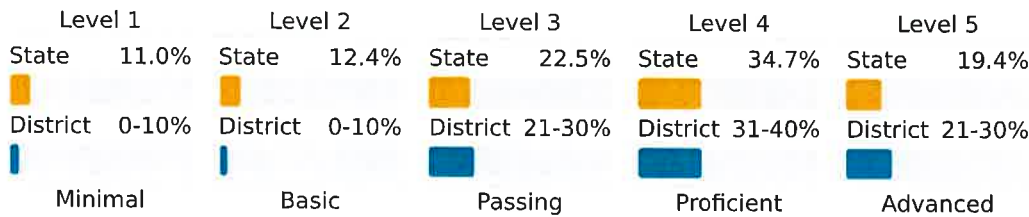
Math



English




Science



Student Assessment Participation

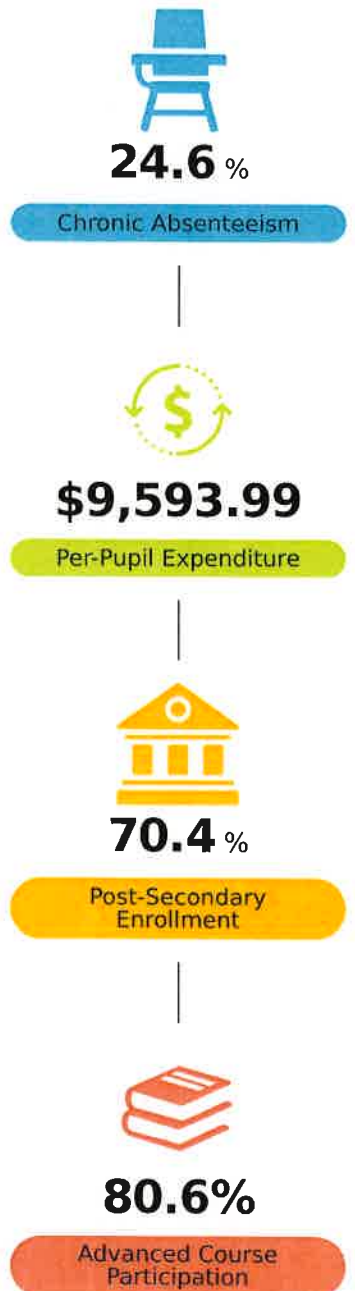


Discipline



* Source: 2017-2018 Civil Rights Data Collection

Other Data



School Report Card 2021 - 2022

For more detailed information, please visit <https://msrc.mdek12.org>.

B Stone High School Stone County School District

400 EAST BORDER AVE.
Wiggins, MS 39577

Brett Byrd
bbyrd@stoneschools.org

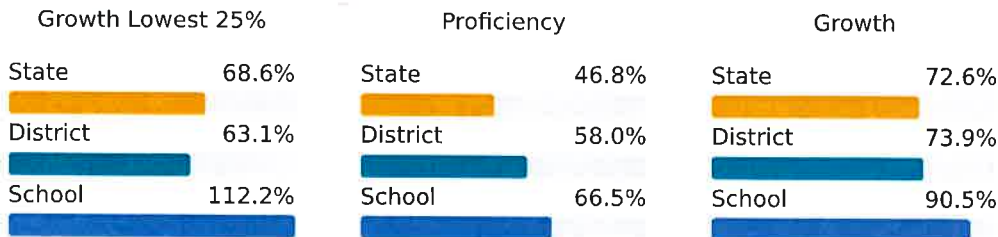
Identified for **Targeted Support and Improvement**

School Accountability Grade Components

Mississippi's accountability system assigns "A" through "F" letter grades for schools and districts. Grades are based on student achievement, student growth, student participation in testing, and other academic measures. COVID - 19 pandemic disruptions continue to be reflected in 2021 - 2022 accountability data, particularly growth data.

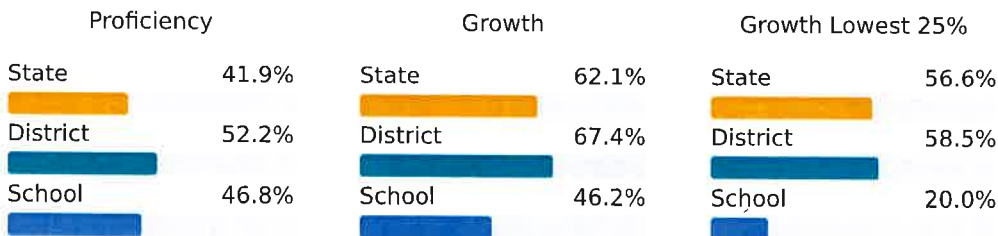
Math

Measurements of student performance on the statewide math assessment.



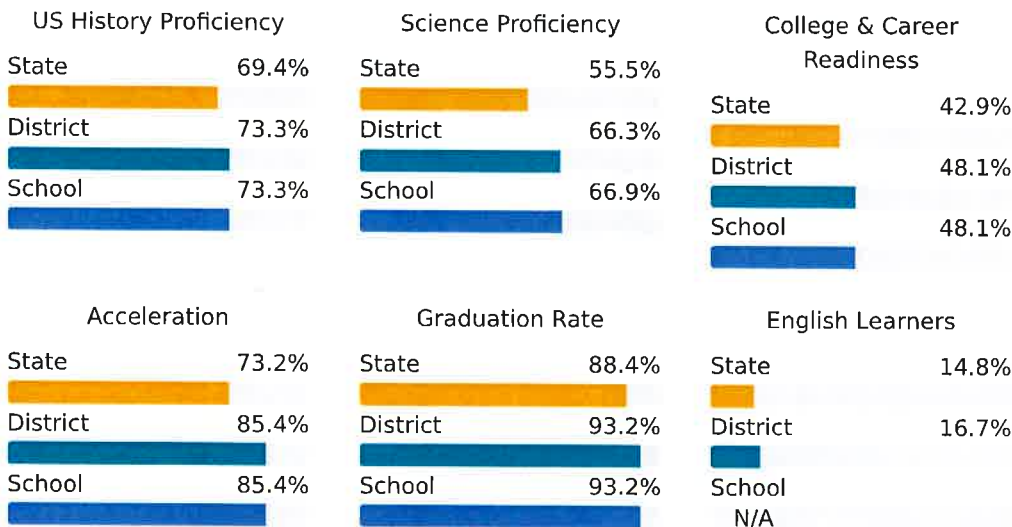
English

Measurements of student performance on the statewide English language arts (ELA) assessment.



Other Measures

Other measurements of student performance that factor into the accountability grade.



Teacher Data

58.8

Teachers



76.2%

Experienced Teachers

3.6%

Provisional Teachers

94.2%

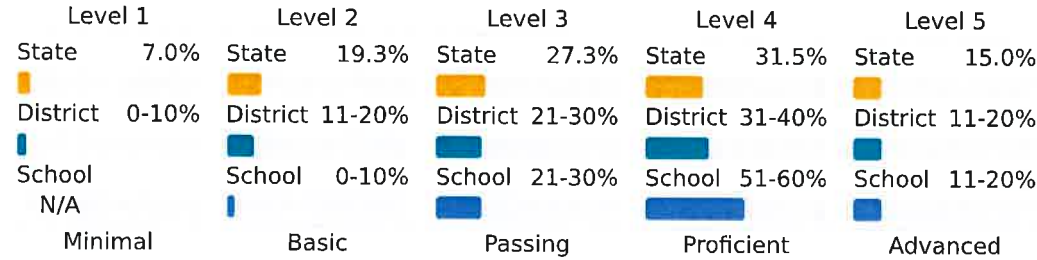
In-Field Teachers

Detailed Assessment and Other Data

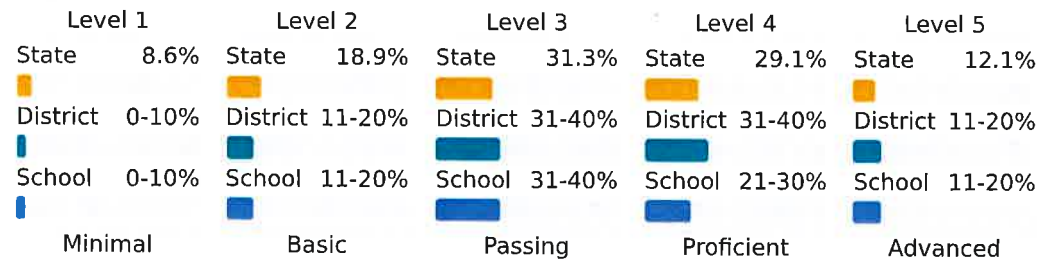
Student Performance

The following information shows each level of student performance on statewide assessments.

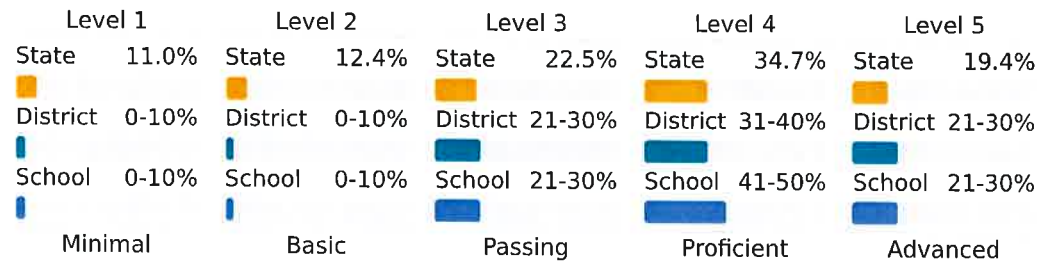
Math



English



Science



Student Assessment Participation

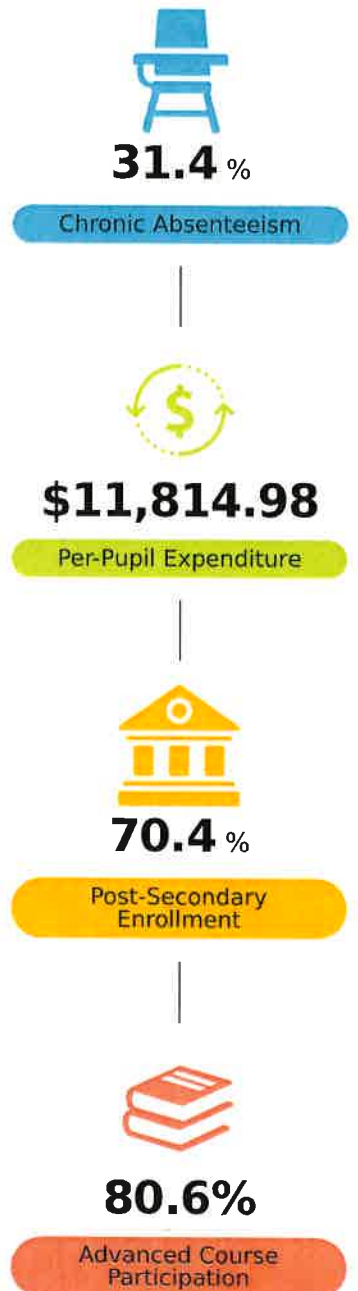


Discipline



* Source: 2017-2018 Civil Rights Data Collection

Other Data



School Report Card 2021 - 2022

For more detailed information, please visit <https://msrc.mdek12.org>.

B Stone Middle School Stone County School District



532 E Central Ave.
Wiggins, MS 39577



Lance Bolen
lbolen@stoneschools.org

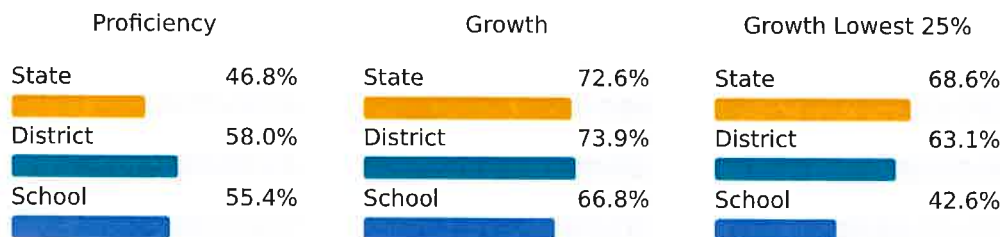
Identified for **Additional Targeted Support and Improvement**

School Accountability Grade Components

Mississippi's accountability system assigns "A" through "F" letter grades for schools and districts. Grades are based on student achievement, student growth, student participation in testing, and other academic measures. COVID - 19 pandemic disruptions continue to be reflected in 2021 - 2022 accountability data, particularly growth data.

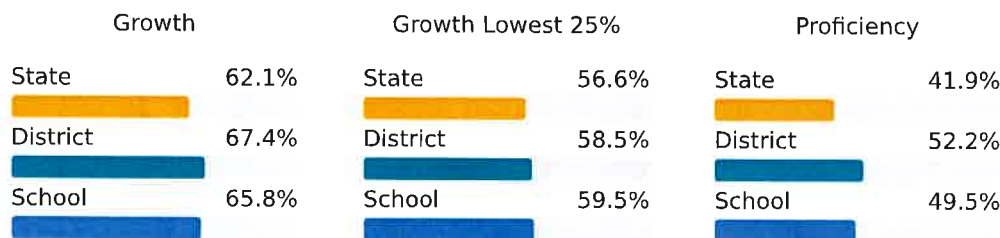
Math

Measurements of student performance on the statewide math assessment.



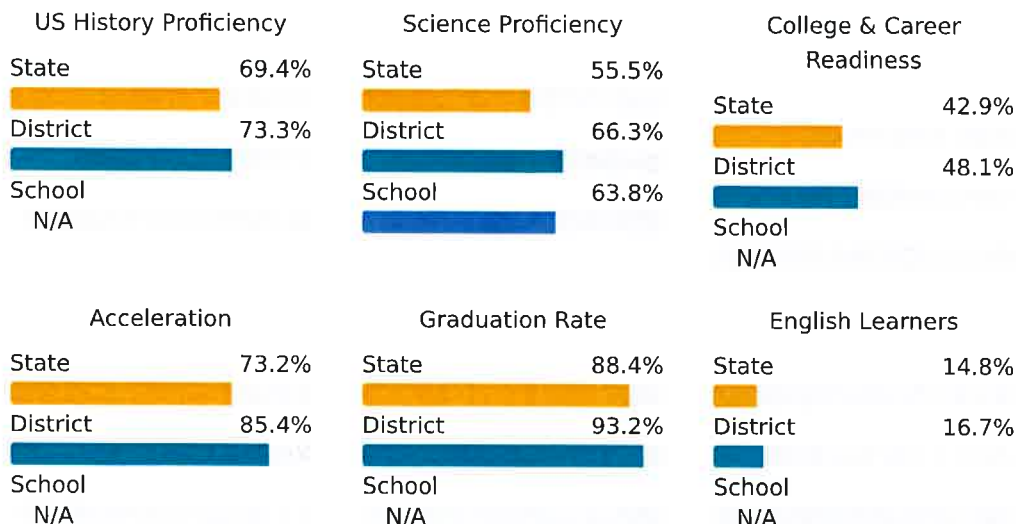
English

Measurements of student performance on the statewide English language arts (ELA) assessment.



Other Measures

Other measurements of student performance that factor into the accountability grade.



Teacher Data

41.2

Teachers



60.4%

Experienced Teachers

9.7%

Provisional Teachers

100.0%

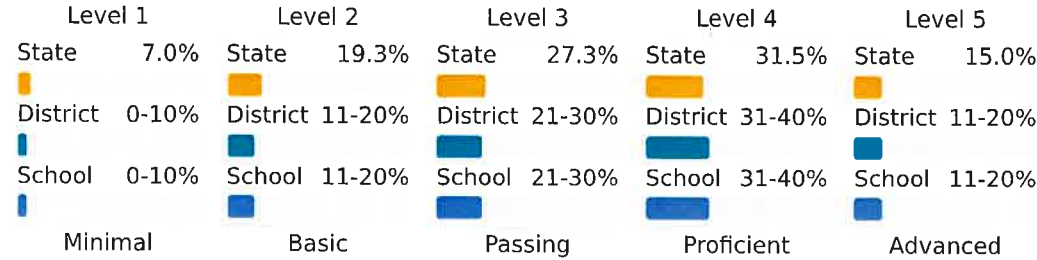
In-Field Teachers

Detailed Assessment and Other Data

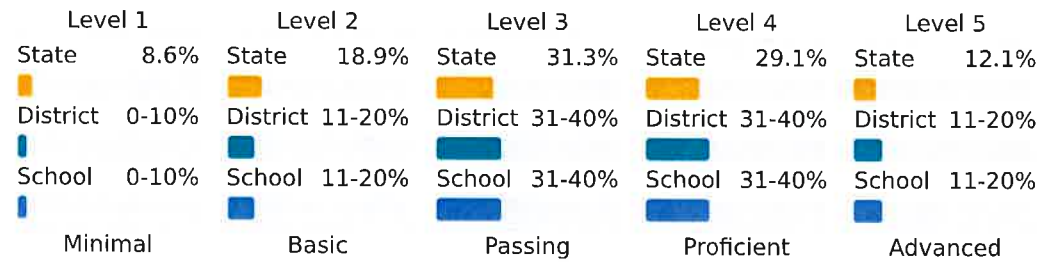
Student Performance

The following information shows each level of student performance on statewide assessments.

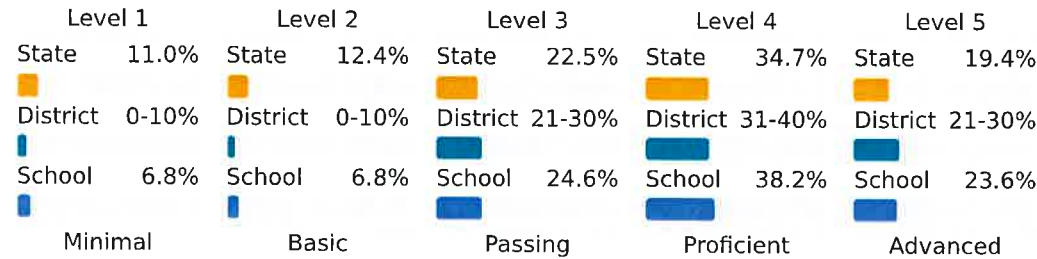
Math



English



Science



Student Assessment Participation



Discipline



* Source: 2017-2018 Civil Rights Data Collection

Other Data



33.4%

Chronic Absenteeism



\$9,088.24

Per-Pupil Expenditure

School Report Card 2021 - 2022

For more detailed information, please visit <https://msrc.mdek12.org>.



Stone Elementary School

Stone County School District



1652 East Central Ave
Wiggins, MS 39577



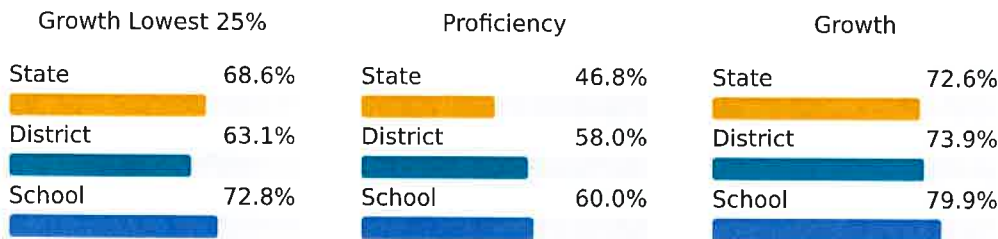
Sandra Danzey
sdanzey@stoneschools.org

School Accountability Grade Components

Mississippi's accountability system assigns "A" through "F" letter grades for schools and districts. Grades are based on student achievement, student growth, student participation in testing, and other academic measures. COVID - 19 pandemic disruptions continue to be reflected in 2021 - 2022 accountability data, particularly growth data.

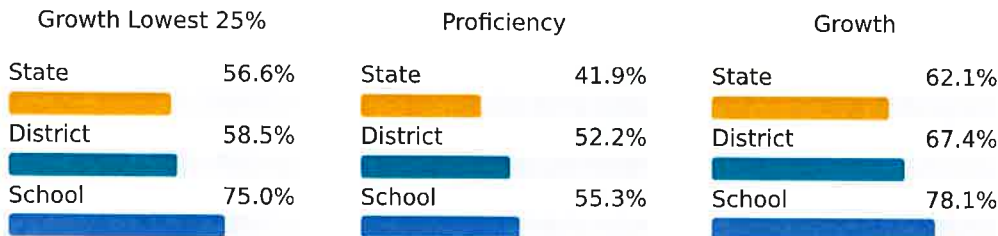
Math

Measurements of student performance on the statewide math assessment.



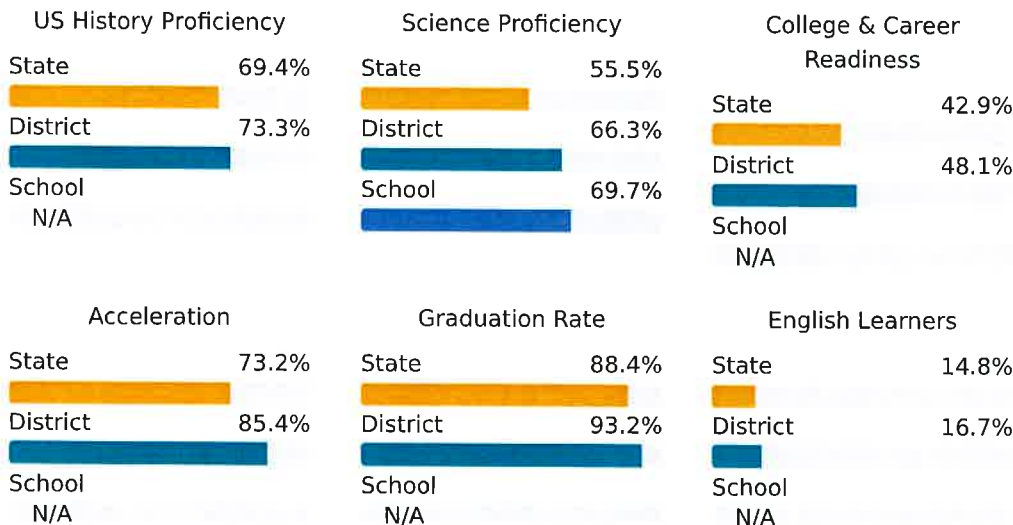
English

Measurements of student performance on the statewide English language arts (ELA) assessment.



Other Measures

Other measurements of student performance that factor into the accountability grade.



Teacher Data

39.0

Teachers



71.8%

Experienced Teachers

0.0%

Provisional Teachers

94.9%

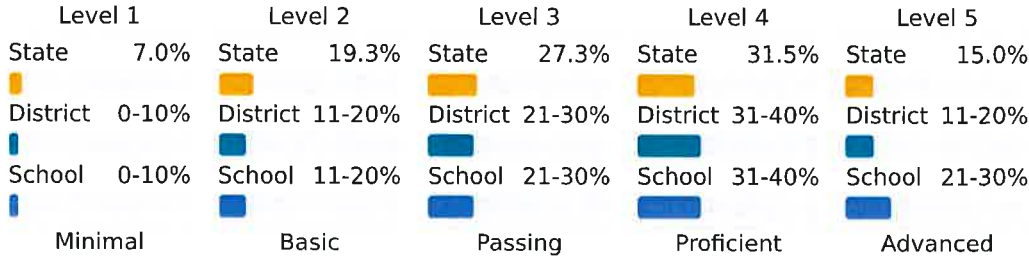
In-Field Teachers

Detailed Assessment and Other Data

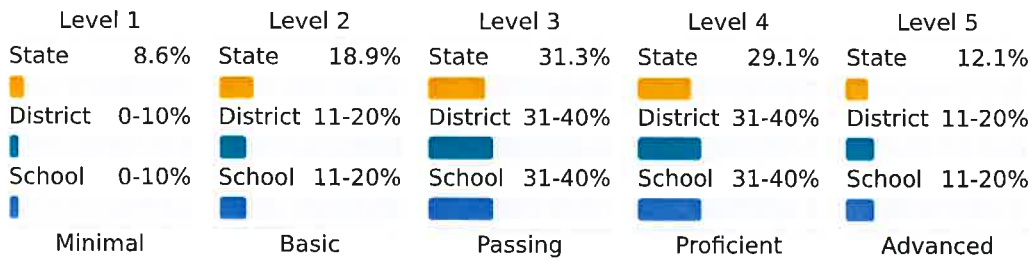
Student Performance

The following information shows each level of student performance on statewide assessments.

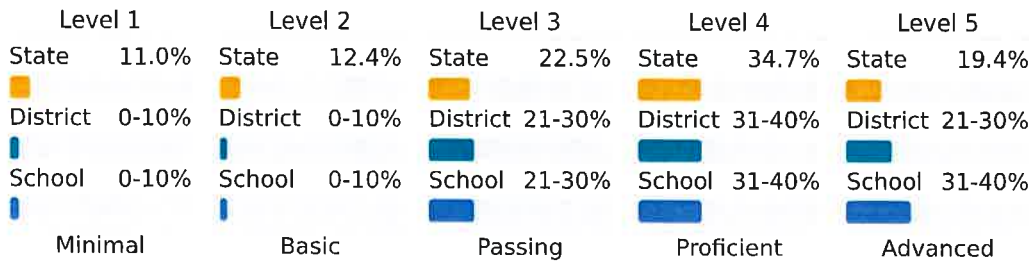
Math



English



Science



Student Assessment Participation



Discipline



* Source: 2017-2018 Civil Rights Data Collection

Other Data



17.8%

Chronic Absenteeism



\$8,722.07

Per-Pupil Expenditure

School Report Card 2021 - 2022

For more detailed information, please visit <https://msrc.mdek12.org>.



Perkinson Elementary School

Stone County School District



40 Second Street
Perkinson, MS 39573



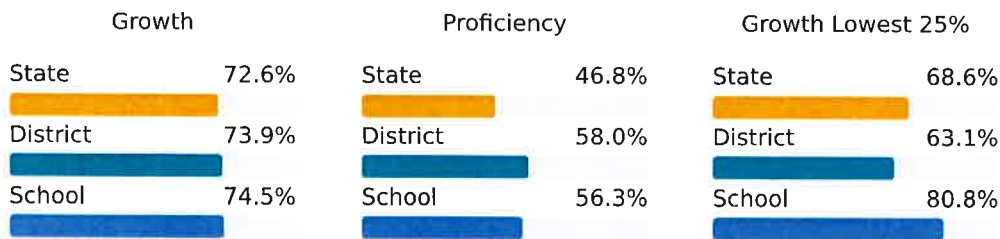
Tiffany Farmer
tfarmer@stoneschools.org

School Accountability Grade Components

Mississippi's accountability system assigns "A" through "F" letter grades for schools and districts. Grades are based on student achievement, student growth, student participation in testing, and other academic measures. COVID - 19 pandemic disruptions continue to be reflected in 2021 - 2022 accountability data, particularly growth data.

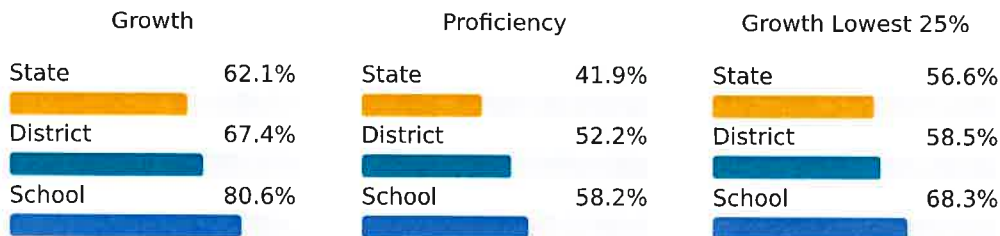
Math

Measurements of student performance on the statewide math assessment.



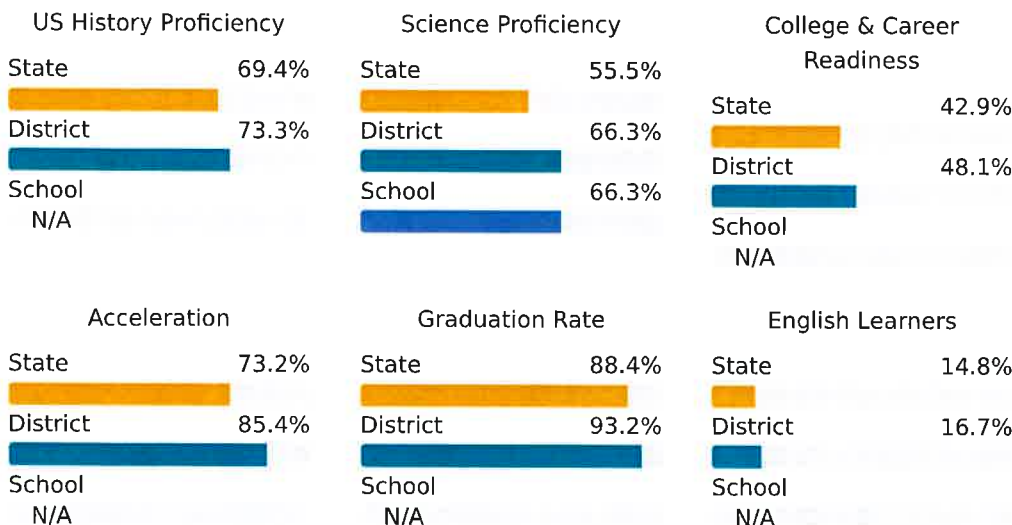
English

Measurements of student performance on the statewide English language arts (ELA) assessment.



Other Measures

Other measurements of student performance that factor into the accountability grade.



Teacher Data

35.2

Teachers



63.1%

Experienced Teachers

2.8%

Provisional Teachers

100.0%

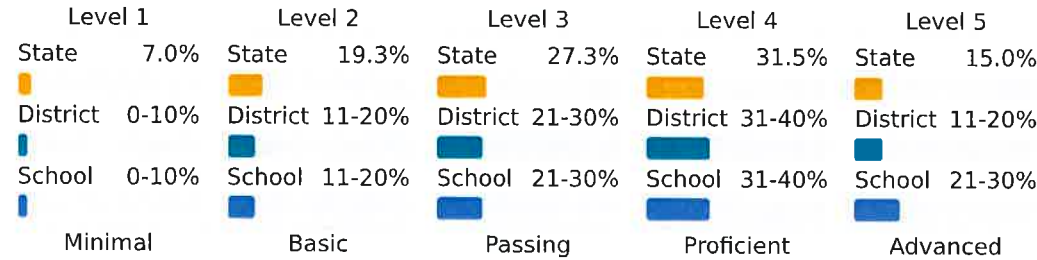
In-Field Teachers

Detailed Assessment and Other Data

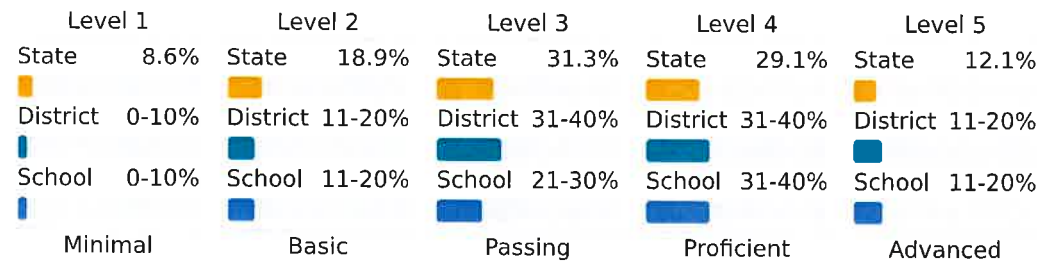
Student Performance

The following information shows each level of student performance on statewide assessments.

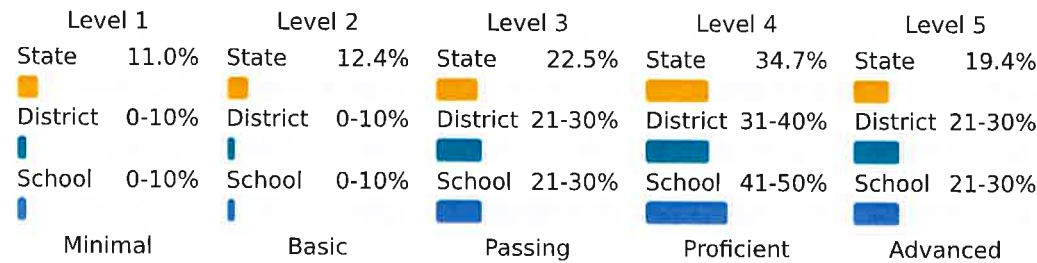
Math



English




Science



Student Assessment Participation



Discipline



* Source: 2017-2018 Civil Rights Data Collection

Other Data



15.5%

Chronic Absenteeism



\$8,351.74

Per-Pupil Expenditure